



PO Box 5171

High Point, NC 27262

336-884-8822

Fax: 336-884-8835

[www.ArtisticQuiltingInc.com](http://www.ArtisticQuiltingInc.com)

## PILLOW TALK

**Pillow Sizes:** The finished size of pillows is based on the body of the pillow from corner to corner. Some pillows are cut with an added “swell” to keep the stuffed pillow from cupping in along the edge; this is in addition to the finished size. Flanged pillow and ruffled pillow sizes are also based on the body of the pillow with the size of the flange or ruffle being in addition to the finished dimensions. Pillows can be cut as a square, a rectangle, a circle, or an oval.

**Pillow Inserts:** Our Pillow Shams do not include inserts, but inserts are available to purchase separately. Our Throw Pillows include 100% polyester fiber fillers. Down Plus and Down inserts are available to purchase as a substitute for the fiber inserts.

100% polyester fiber fillers are economical, hypoallergenic, stay fluffed, and shed water for outdoor use.

25/75 Down Plus inserts are composed of 25% gray goose down and 75% gray goose feathers making up 50% of the fill. The other 50% of the fill is 100% polyester fiber. The actual combination is 12.5% gray goose down / 37.5% gray goose feathers / 50% polyester fiber. The advantage of this blend is that the fiber helps keep the down from settling and packing so the pillow stays fluffed longer.

25/75 Down inserts are composed of 25% gray goose down and 75% gray goose feathers. There is no fiber fill. Many clients want the comfort of this blend of down and feathers.

50/50 Down inserts are composed of 50% gray goose down and 50% gray goose feathers. There is no fiber fill. These inserts create a luxurious feel.

**Pillow Insert Oversizing:** We oversize the inserts that we use to stuff pillows to make sure that the cover is filled properly, including the corners. Fiber inserts are oversized 3” in both directions, so a 20” x 20” finished pillow cover will be stuffed with a 23” x 23” insert. Down Plus and Down inserts are over sized 2” in both directions, so a 20” x 20” finished pillow cover will be stuffed with a 22” x 22” insert.

**Closing Pillows:** Our standard fabrication includes hand-closing pillows. This allows pillows to be used in any direction without worrying about a zipper showing. Zipper closures are available with an up-charge and are useful if a pillow may need to be cleaned on a regular basis.

**Pillow Styles:** We offer a wide variety of pillow styles and options. The basic finish is a knife edge, where the front and back fabrics come together at a simple seam with no embellishments. We can also add Turkish corners (a pleated corner) or Dog Eared corners (corners that stick out as a flap and are tied into a knot).

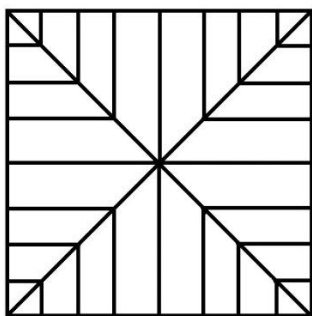
Details that can be added are a decorative stitch line, fabric-covered welt cord, braided decorative cord, brush fringe, or tassel fringe. The decorative stitch line is generally inset  $\frac{1}{4}$ " to  $\frac{1}{2}$ " from the knife edge seam and creates a small flange protruding from the pillow body. The fabric-covered welt cord can be from the same fabric as the pillow body, or can be of a contrasting fabric. We offer small, medium, large, and jumbo welt sizes. The fabric on the large and jumbo welts can be Shirred to add texture.

Decorative trims, such as braided cords, brush fringes, and tassel fringes, are very popular for finishing the edges of pillows. Pillows can also have single tassels sewn into each of the pillow's corners to add whimsy. Tape trims and gimps may be applied to the face of pillows in a geometric or Greek key design.

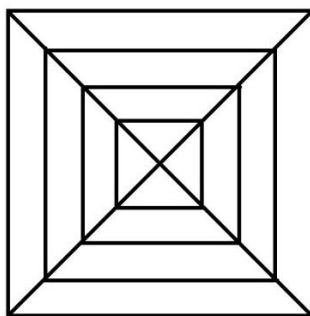
Flanged edge pillows are fabricated in a number of ways. The simplest is by stitching through the face fabric to create a 2", 3", or 4" flat flange on all four sides of the pillow's body. As mentioned above, the size of the flange is in addition to the finished size of the body of the pillow. The flange can also be a separate piece allowing the flange fabric to be the same as the body or a contrast fabric, and it can be mitered, gathered, or pleated at the corners of the pillow. A variation on this is to also add welt cord or a decorative trim in the seam between the body of the pillow and the flange. Flanged pillows are considered to be more tailored in their styling.

In contrast with the tailored styling of the flange, pillows can be made with a gathered or pleated ruffle to soften the design. All of the varieties listed above for flanged pillows are available for ruffled pillows.


Other variations of pillow styles include pillows with collage faces, which are 2 or more fabrics pieced together to make up the face. Pieces can be miter cut to form a starburst or a frame around a central square. A classic collage is 3 panels side-by-side.



**Starburst Miter**



**Bull's Eye/Picture Frame Miter**



**Classic Collage**

In addition to constructing pillows by starting with a single knife edge, we also make pillows with a boxed edge similar to a seat cushion. They can be knife edge or include welt or decorative cording in the seams on both sides of the boxing.

**Pillow Turn Back:** A 25" Pillow Turn Back and a 25" Pillow Tuck are the same thing, just different terms. The 25" is added to the length of the mattress and foot drop to determine the finished length of the decorative face of the spread. The spread is then taken up to the headboard, turned back, the pillows are placed on the lining side, and then the spread is wrapped over the pillows and tucked in at the headboard. The Pillow Turn Back / Pillow Tuck is the full width of the spread, including the side drops.

**Reverse Pillow Turn Back:** Our 36" Reverse Pillow Turn Back (-RP) is in addition to the length of the mattress and the foot drop. The Reverse Pillow Turn Back is sewn to the headboard edge of the spread with the decorative fabric on the reverse side. When the spread is pulled up to the headboard the Reverse Pillow Turn Back has to be held up next to the headboard, the pillows are placed on the decorative side of the spread, and then the Reverse Pillow Turn Back is wrapped over the pillows toward the foot and tucked in below the front edge of the pillows. The Reverse Pillow Turn Back is the full width of the spread, including the side drops.